



Business Intelligence in EHS

- ✓ Encourage data sharing and collaboration.
- ✓ Foster a data-driven culture.
- ✓ Promote a holistic approach to problem-solving.
- ✓ Empower leadership and the plant/site teams.

BI is a versatile, powerful and transformative tool for EHS data analytics, best suited for effectively evaluating the EHS performance.



NEAR-MISS & UA/UC

NEAR-MISS OVERVIEW
NEAR-MISS TREND ANALYSIS
UA/UC OVERVIEW
UA/UC TREND ANALYSIS

38.20%
OPEN NEAR-MISS

28.09%
CMPLT - CAPA PENDING

66.67%
CLOSED W/O INVES

25.00%
CAPA ACTIONS CLOSED

33.33%
CAPA OVERDUE

PLANT-WISE NEAR-MISS

Plant	MTD	YTD	YTD Closed	YTD by Month
Hyderabad	0	12	16.67%	
Noida	0	4	0.00%	
Pune	0	12	33.33%	
Surat	0	19	26.32%	
Vellore	0	8	62.50%	

NEAR-MISS BY DIRECT CAUSE

SEVERITY-WISE NEAR-MISS

TOP 10 CONTRACTORS BY NM REPORTED

TOP 10 DEPT BY NEAR-MISS REPORTED

Department	Location	View All
Electrical	24	
Operations	21	
Logistics	12	
Warehouse	12	
Coal Stouring	6	
Mechanical	6	
Boiler Maintenance	5	
Chemistry	3	

HOME

INCIDENTS

ACTIONS

HAZARDS

BBS

AUDIT

TRAININGS

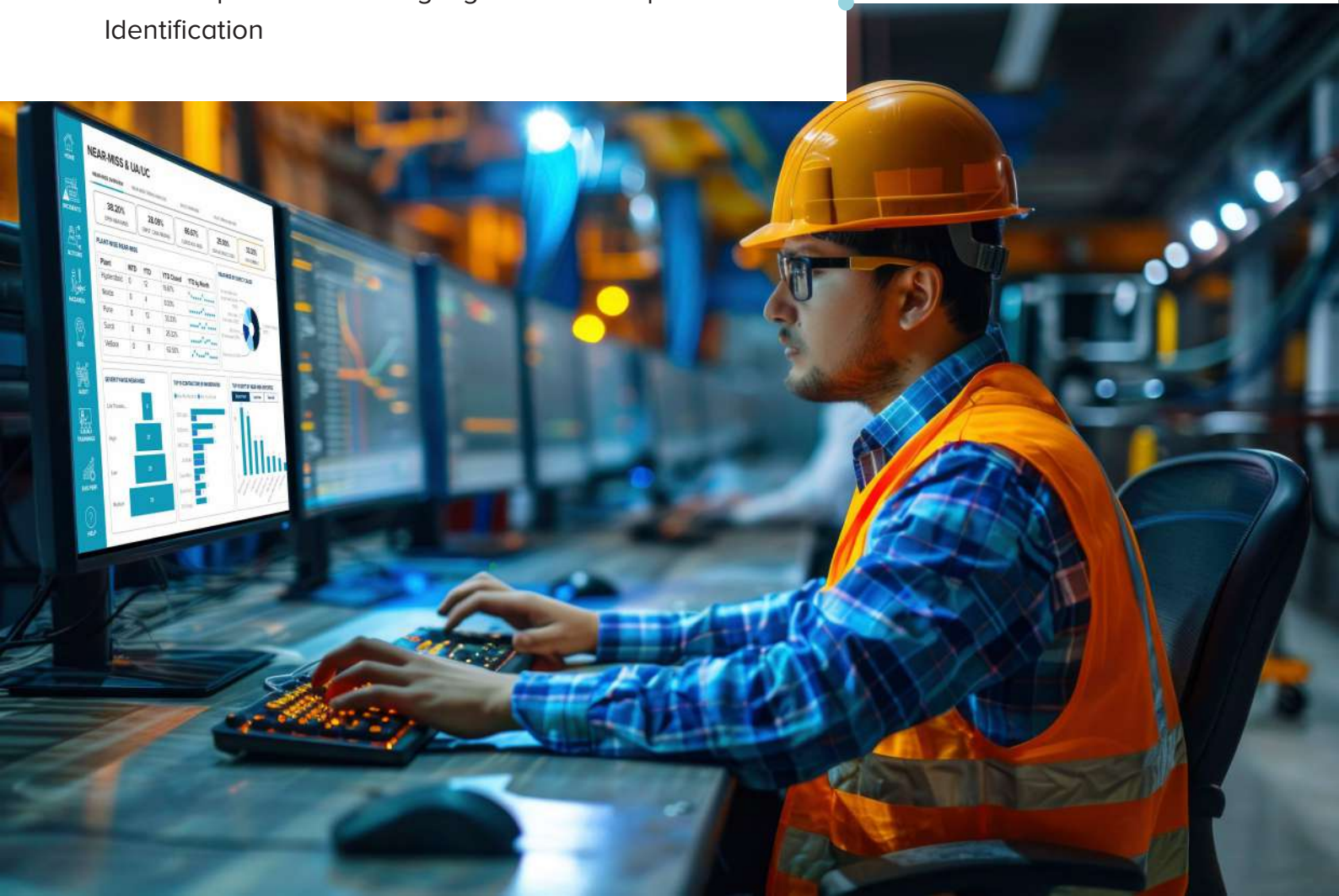
EHS PERF.

HELP

Empowering EHS Excellence with Data-Driven Insights

Power BI for EHS enables near real-time data visualization and reporting, empowering you to track key EHS metrics such as incident rates, training compliance, risk assessments due periodic review, safety audits non-compliances, and more.

- Get Actionable Trend Insights
- Analyze the EHS Performance Scorecard
- Easily Interpret Correlation between EHS Data
- Powerful and Compelling Data Visualizations
- KPI's to Optimize Internal Processes
- Boost Operational Efficiency
- AI-Powered Advanced Analytics
- Set Critical-To-Safety Targets
- Non-compliances Auto-highlighted for Prompt Identification

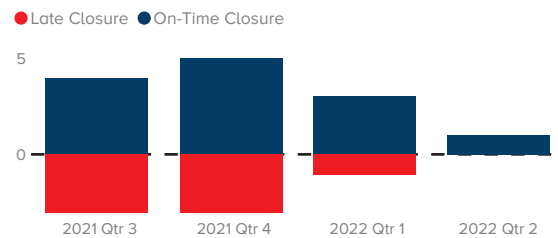


Power Packed Features

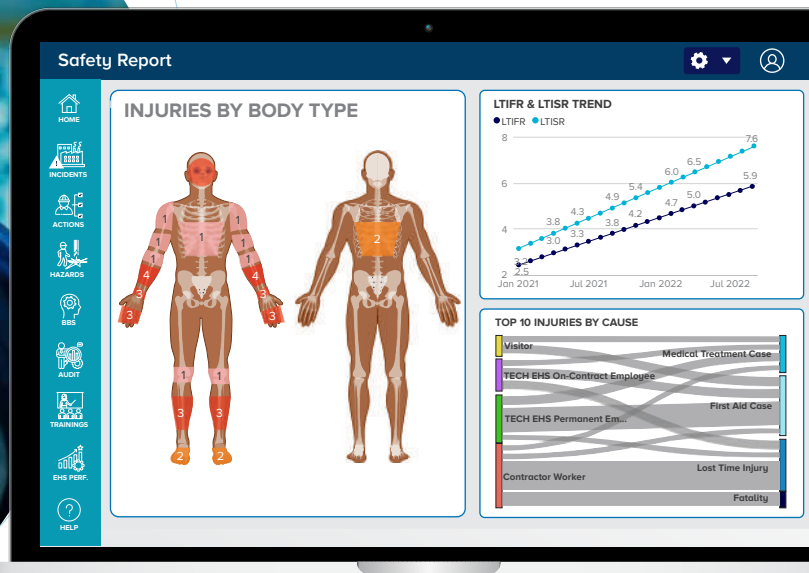
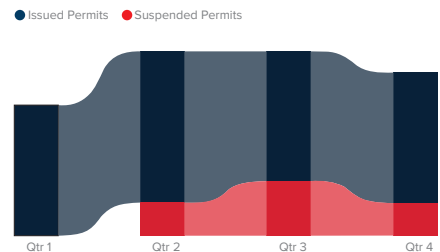
- Decision-makers have access to **facts, trends, and insights** rather than guesswork.
- Streamlined and automated** HSE data collection, analysis, and reporting processes.
- Corporate and Site-level insights** – Reports, dashboards, and effective mechanisms to securely share insights with decision-makers.
- Enable **swift action through automated alerts** to prevent incidents and drive proactive safety.
- Harness AI to **identify key influencers** affecting EHS outcomes.
- Large variety of **highly functional visuals (charts)** are available to best visualize and rapidly analyze the EHS data.
- Stay compliant with industry regulations by **leveraging BI tools to monitor adherence to standards**.



Permit Closure Trend



Permit Suspension Trend



Benefits

- **Effectively evaluate EHS data** to produce actionable insights
- **Comprehensive and user-friendly dashboards and reports** for EHS data analysis, explicitly **tailored to the unique requirements of EHS professionals.**
- **Customized Power BI solutions** that align with your organization's specific EHS data needs.
- **Consolidate data from multiple systems** for comprehensive reporting.
- **Cost-effective solution** that maximizes the value of your investment.
- **Prioritize continuous improvement and sustainable practices.**





17+ Years
of Experience



ISO 9001, ISO 14001
and **ISO 45001**
Certified

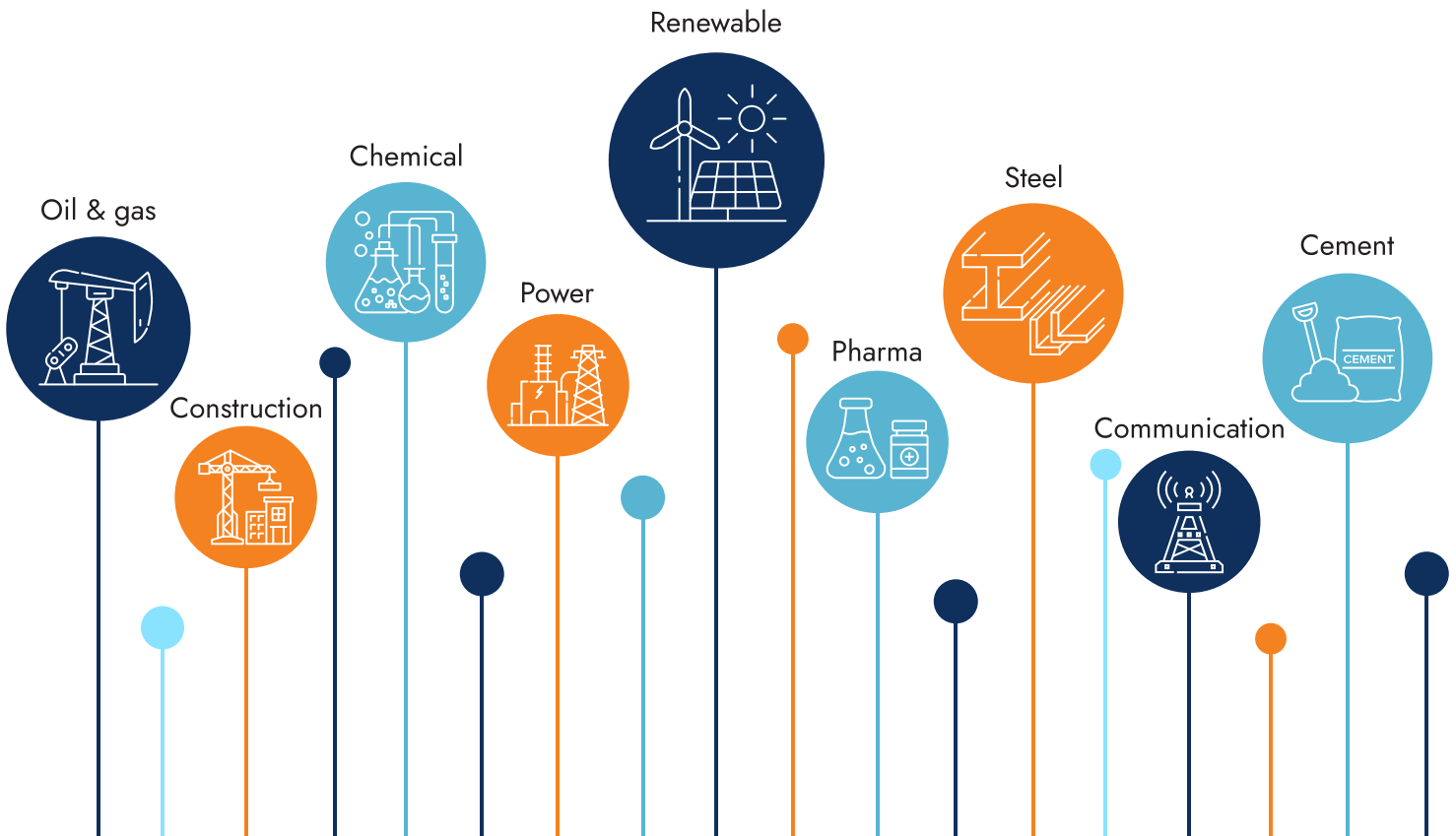


Implemented at
300+ Sites/Plants



50,000+
Active Users
Worldwide

Tailored Solution for Every Industry



Transform your safety performance today with near real-time reporting and actionable analytics.

More information at

<https://techehs.com/software/safety-dashboard>



216, Luxuria Business Hub,
Beside Dumas Resort, Dumas Road,
Surat-395007 (Gujarat) INDIA



+91 89800 10420 (Kushal Desai)
+91 96876 81596 (Pankaj Sharma)



Email | info@techehs.com
Web | <https://www.techehs.com>